



Location: CMA6a - WDII PRE Office

Report on 24-hour TSP monitoring for EP-376/2009

Action Level - 207.1 µg/m<sup>3</sup>

Limit Level - 260 µg/m<sup>3</sup>

Date	Sampling Time	Weather Condition	Filter paper no.	Filter Weight, g		Elapse Time, hr		Sampling Time, hr	Flow Rate, m <sup>3</sup> /min			Total Volume, m <sup>3</sup>	TSP Level, µg/m <sup>3</sup>
				Initial	Final	Initial	Final		Initial, Q <sub>si</sub>	Final, Q <sub>sf</sub>	Average		
29-Jun-17	8:00	Fine	21025	2.8914	2.9318	2387.10	2411.10	24.00	1.13	1.13	1.13	1623	24.9
5-Jul-17	8:00	Cloudy	21185	2.8543	2.8985	2414.10	2438.10	24.00	1.13	1.13	1.13	1629	27.1
11-Jul-17	8:00	Fine	21265	2.9040	2.9457	2441.10	2465.10	24.00	1.13	1.13	1.13	1624	25.7
17-Jul-17	8:00	Rainy	21330	2.8671	2.8960	2468.11	2492.11	24.00	1.13	1.14	1.13	1634	17.7
24-Jul-17	16:45	Cloudy	21438	2.8407	2.8807	2498.11	2522.11	24.00	1.13	1.12	1.13	1622	24.7

Remarks: Due to interruption of electricity, the 24hr TSP was rescheduled from 22 Jul 2017 to 24 Jul 2017.

Report on 1-hour TSP monitoring for EP-376/2009

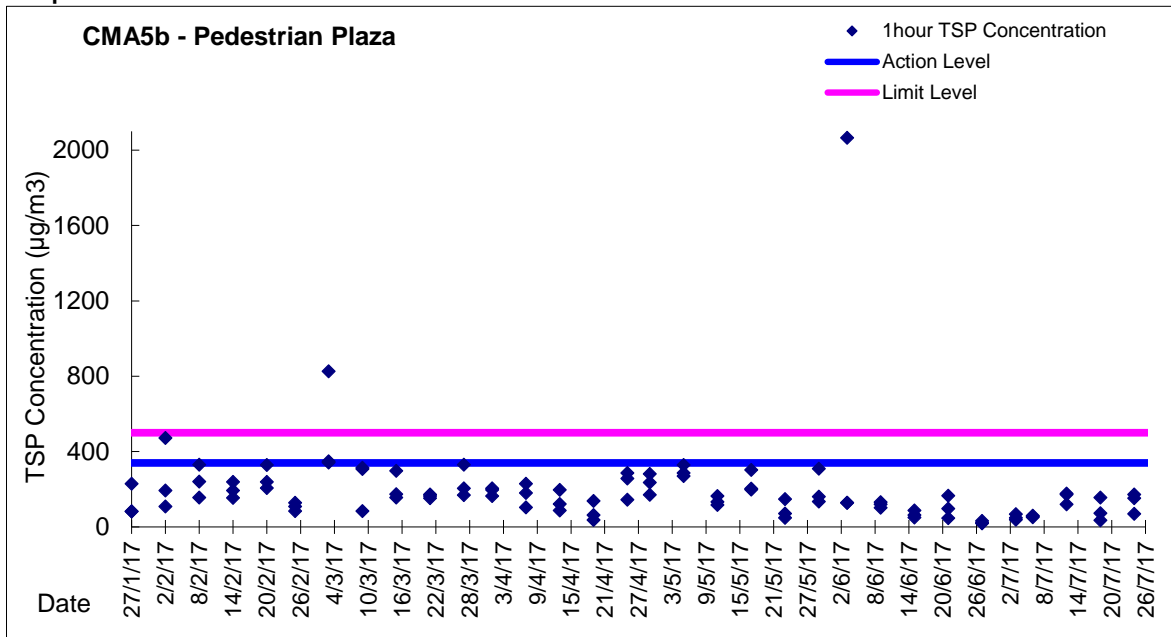
Action Level - 333 µg/m<sup>3</sup>

Limit Level - 500 µg/m<sup>3</sup>

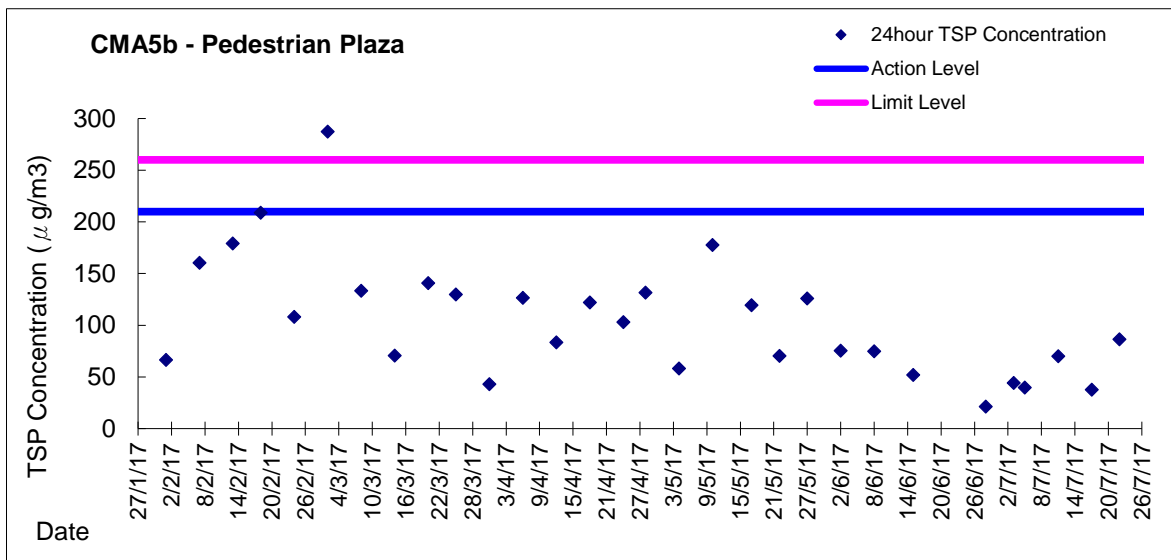
Date	Sampling Time	Weather Condition	Filter paper no.	Filter Weight, g		Elapse Time, hr		Sampling Time, hr	Flow Rate, m <sup>3</sup> /min			Total Volume, m <sup>3</sup>	TSP Level, µg/m <sup>3</sup>
				Initial	Final	Initial	Final		Initial, Q <sub>si</sub>	Final, Q <sub>sf</sub>	Average		
30-Jun-17	8:02	Fine	21031	2.9017	2.9040	2411.10	2412.10	1.00	1.13	1.13	1.13	68	34.0
30-Jun-17	9:05	Fine	21173	2.8624	2.8645	2412.10	2413.10	1.00	1.13	1.13	1.13	68	31.1
30-Jun-17	10:13	Fine	21176	2.8405	2.8421	2413.10	2414.10	1.00	1.13	1.13	1.13	68	23.7
6-Jul-17	8:02	Cloudy	21228	2.8613	2.8637	2438.10	2439.10	1.00	1.13	1.13	1.13	68	35.3
6-Jul-17	9:35	Cloudy	21202	2.8551	2.8576	2439.10	2440.10	1.00	1.13	1.13	1.13	68	36.8
6-Jul-17	13:00	Cloudy	21266	2.9008	2.9024	2440.10	2441.10	1.00	1.13	1.13	1.13	68	23.6
12-Jul-17	8:02	Fine	21237	2.8770	2.8795	2465.10	2466.10	1.00	1.13	1.13	1.13	68	36.9
12-Jul-17	9:55	Fine	21323	2.9102	2.9128	2466.10	2467.10	1.00	1.13	1.13	1.13	68	38.4
12-Jul-17	13:00	Fine	21316	2.8792	2.8838	2467.10	2468.10	1.00	1.13	1.13	1.13	68	68.0
18-Jul-17	8:50	Rainy	21422	2.8462	2.8478	2492.11	2493.11	1.00	1.02	1.02	1.02	61	26.2
18-Jul-17	10:30	Rainy	21403	2.8703	2.8720	2493.11	2494.11	1.00	1.08	1.08	1.08	65	26.3
18-Jul-17	13:00	Rainy	21411	2.8668	2.8742	2494.11	2495.11	1.00	1.14	1.14	1.14	68	108.6
24-Jul-17	8:03	Cloudy	21474	2.8665	2.8682	2495.11	2496.11	1.00	1.13	1.13	1.13	68	25.1
24-Jul-17	10:45	Cloudy	21468	2.8308	2.8337	2496.11	2497.11	1.00	1.13	1.13	1.13	68	42.8
24-Jul-17	13:20	Cloudy	21434	2.8416	2.8463	2497.11	2498.11	1.00	1.13	1.13	1.13	68	69.4



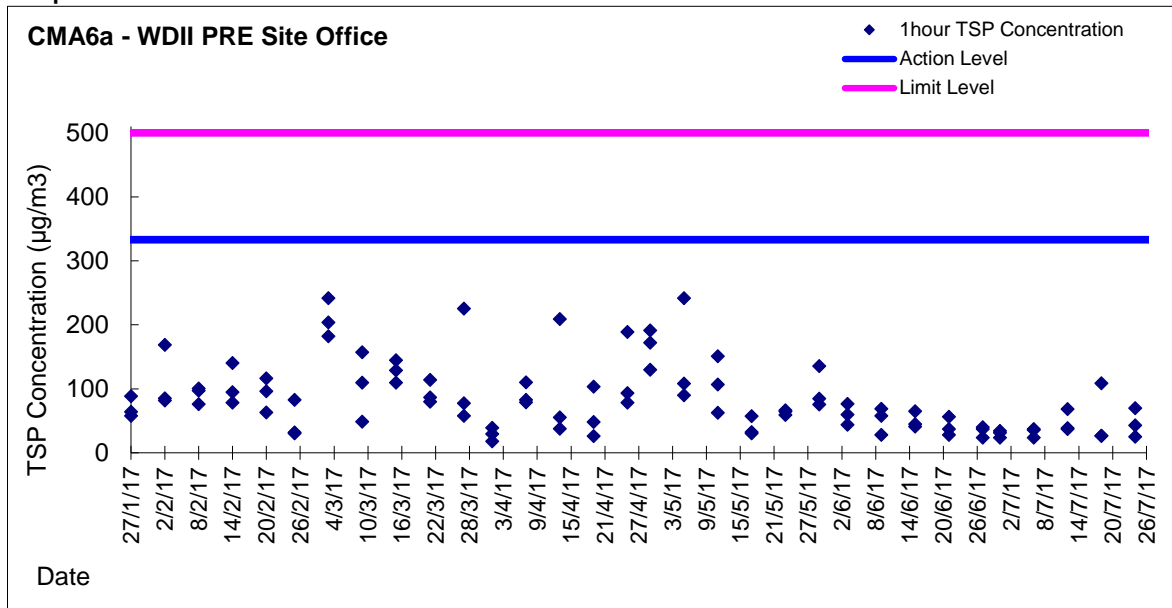
Graphic Presentation of 1 hour TSP Result for EP-376/2009



Graphic Presentation of 24 hour TSP Result for EP-376/2009



Graphic Presentation of 1 hour TSP Result for EP-376/2009



Graphic Presentation of 24 hour TSP Result for EP-376/2009

